



**High Efficiency,
Gas Fired, Stainless Steel,
Fire Tube Design,
Condensing Boiler**

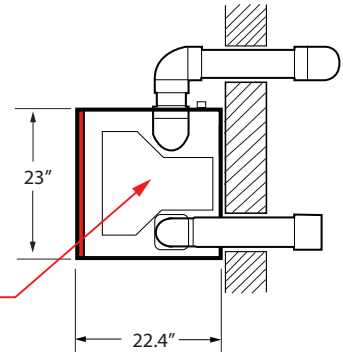
- 95% Thermal Efficiency
- 10:1 Turndown ratio
- Advanced Honeywell SOLA control with ergonomic touch screen display
- Two sizes 320 & 399 MBH
- Field convertible to LP Gas with optional kit
- Field adjustable for high altitude
- Universal vent connection
- Outdoor reset and sensor
- Installation versatility can be floor or wall mounted
- Low NOx- meets South Coast Rule 1146.2 requirements
- Compatible with "PatConnect"
(requires app and optional bluetooth adapter)

**World
Class
Fire Tube
Design**




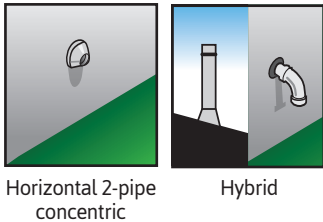
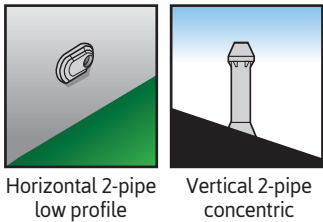
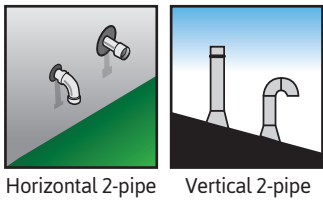
**Quality
Value &
Service**

TECHNICAL SPECIFICATIONS

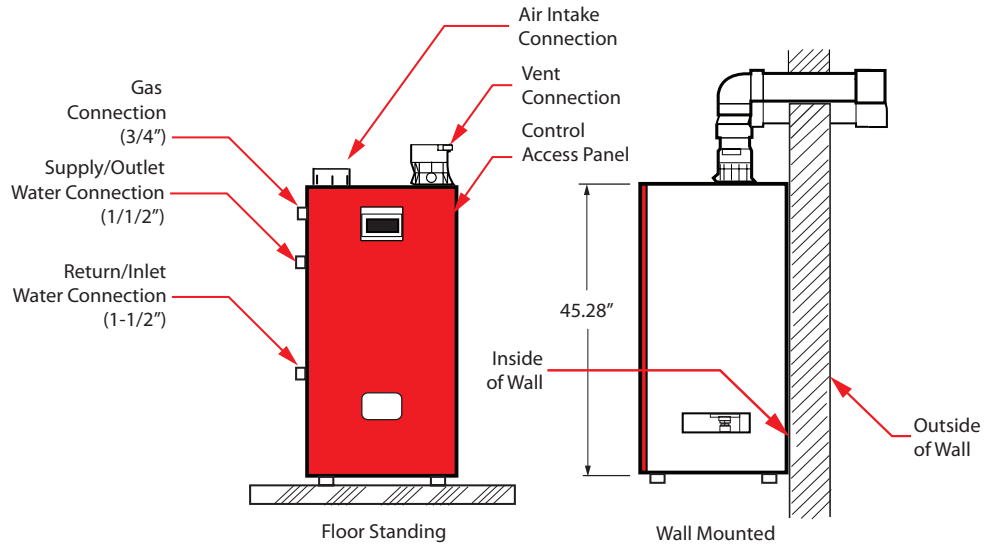


Typical Venting Configurations (Horizontal and Vertical) up to 135 eq. ft.

Illustrations are for representation only. For complete venting information, please see installation manual.



PLUS polypropylene & stainless steel chimney chase options



Model	Thermal Efficiency %	Input (MBH) min-max	Gross Output (MBH)	Net AHRI Rating Water (MBH)	MAWP (PSI)	Vent Size (Inches)	Approx. Shipping Weight (lbs.)
RPTR320HB	95.0	32-320	304	264	80	4	270
RPTR399HB	95.0	39.9-399	379	330	80	4	275

Safety Relief Valve Pressure, Water – 30 PSI std. ASME certified "H". Max allowable temperature setting 210°F. Target setpoint is 180°F, manual reset high limit setpoint is 210°F. Boilers shipped set for natural gas. Above performance is for elevations to 2000'. Consult Installation, Operating and Service Instructions for instructions and performance for installations up to 10,100'. Allowable vent lengths up to 135 equivalent ft.

ADDITIONAL FEATURES AND EQUIPMENT

- Easy Access control panel
- Split voltage junction box with fused connection boards
- LWCO ready with NPT connection
- Pre-installed hanging bracket and wall mount kit
- Sola Control System
 - LCD touch screen display
 - Built-in self diagnostics
 - Three circulator outputs (Heat Only model)
 - Built-in sequencer stages up to 8 boilers
 - Domestic Hot Water priority
 - Warm weather shutdown
 - Password security

OPTIONAL EQUIPMENT

- Zone Panel
- LWCO kit
- Wireless outdoor sensor
- Service parts repair kit
- CPVC/PVC Vent Kit
- LP Conversion Kit

